



Check another page:

<http://www.systemonetravelcards.co.uk>

Go!

[Show Advanced / Accessibility Options](#) [Terms of use](#)

Results for <http://www.systemonetravelcards.co.uk>

Page last checked on Thu 05/10/2006 at 2:37pm.

General

Quality

Accessibility

Privacy

[Expand All](#)

[Collapse All](#)

This page **does not comply** with all of the automatic and manual checkpoints of the W3C Web Content Accessibility Guidelines, and **requires repairs and manual verification**.

	Automatic Checkpoints			Manual Checkpoints		
	Status	Errors	Instances	Status	Warnings	Instances
Priority 1		0	0		10	70
Priority 2		3	15		17	75
Priority 3		2	2		8	8

Priority 1 Checkpoints

[Collapse Section](#)

[Top of Page](#) [Top of Page](#)

Warnings

10 tests, 70 instances on page

[Expand Code Fragments](#)

	Guideline	Instances	Line Numbers
1.1	If the submit button is used as an image map, use separate buttons for each active region.	1	97
1.1	If an image conveys important information beyond what is in its alternative text, provide an extended description .	29	19, 50, 54, 60, 60, 60, 60, 60, 60, 60, 63, 63, 63, 63, 103, 107, 110, 113, 117, 120, 123, 127, 130, 137, 139, 142, 145, 148, 151
2.1	If you use color to convey information, make sure the information is also represented another way .	29	19, 50, 54, 60, 60, 60, 60, 60, 60, 60, 63, 63, 63, 63, 103, 107, 110, 113, 117, 120, 123, 127, 130, 137, 139, 142, 145, 148, 151
4.1	Identify any changes in the document's language .		
6.1	If style sheets are ignored or unsupported, ensure that pages are still readable and usable .		
6.3	Provide alternative content for each SCRIPT that conveys information or functionality .		
6.3	Make sure pages are still usable if programmatic objects do not function.	3	17, 18, 53
7.1	Make sure that the page does not cause the screen to flicker rapidly .		

Guideline

Instances

Line Numbers

Priority 2 Checkpoints

Collapse Section ▲ | [Top of Page](#) [Top of Page](#)

Errors

3 tests, 15 instances on page

[Expand Code Fragments](#) ▼

	Guideline	Instances	Line Numbers
9.3	Make sure event handlers do not require use of a mouse.	12	60, 60, 60, 60, 60, 60, 60, 63, 63, 63, 93, 95
13.1	Create link phrases that make sense when read out of context.	1	99
13.1	Do not use the same link phrase more than once when the links point to different URLs.	2	145, 151



Warnings

17 tests, 75 instances on page

[Expand Code Fragments](#) ▼

	Guideline	Instances	Line Numbers
2.2	Check that the foreground and background colors contrast sufficiently with each other.	29	19, 50, 54, 60, 60, 60, 60, 60, 60, 60, 63, 63, 63, 63, 103, 107, 110, 113, 117, 120, 123, 127, 130, 137, 139, 142, 145, 148, 151
3.1	Where it's possible to mark up content instead of using images, use a markup language.		
3.2	Make sure your document validates to formal published grammars.		
3.7	Mark up any quotations with the Q and BLOCKQUOTE elements.		
6.4	If objects use event handlers, make sure they do not require use of a mouse.		
7.2	If this .gif image is animated, make sure it does not contain fast or distracting motion.	27	19, 50, 54, 60, 60, 60, 60, 60, 60, 60, 63, 63, 63, 63, 97, 103, 110, 113, 120, 123, 130, 137, 139, 142, 145, 148, 151
9.2	Make sure that all elements that have their own interface are operable without a mouse.	3	17, 18, 53
10.1	Inform the user that clicking on certain links or areas of a window will open pop-up windows or change the active window.	1	178
10.1	If scripts create pop-up windows or change the active window, make sure that the user is aware this is happening.	3	17, 18, 53
10.2	Make sure that labels of all form controls are properly placed.		
11.1	Use the latest technology specification available whenever possible.		

	Guideline	Instances	Line Numbers
12.3	If there are logical groupings of form controls, use FIELDSET with LEGEND on each group.	1	90
12.3	Group related elements when possible.		
13.1	Make sure that all link phrases make sense when read out of context.		
13.1	Add a descriptive title to links when needed.		
13.3	Provide the user with a site map or table of contents , a description of the general layout of the site, the access features used, and instructions on how to use them.		
13.4	Provide a clear, consistent navigation structure.		

Priority 3 Checkpoints

[Collapse Section](#) ▲ | [Top of Page](#) [Top of Page](#)

Errors

2 tests, 2 instances on page

[Expand Code Fragments](#) ▼


	Guideline	Instances	Line Numbers
4.3	Identify the language of the text.	1	3
10.5	Separate adjacent links with more than whitespace.	1	178

Warnings

8 tests, 8 instances on page


	Guideline	Instances	Line Numbers
4.2	Use the ABBR and ACRONYM elements to denote and expand any abbreviations and acronyms that are present.		
9.4	Consider specifying a logical tab order among form controls, links, and objects.		
9.5	Consider furnishing keyboard shortcuts for form elements.		
11.3	Allow users to customize their experience of the web page.		
13.5	Provide navigation bars for easy access to the navigation structure.		
13.7	If there is a search feature, provide different types of searches for different skill levels and preferences.		
13.8	Provide distinguishing information at the beginning of headings, paragraphs, lists, etc.		
14.3	Use a consistent style of presentation between pages.		

Custom Accessibility Standards

 Watchfire WebXM and WebQA can identify pages that do not meet custom accessibility standards ([learn more](#))


Page Links

Links in:

 To help in site maintenance, Watchfire WebXM and WebQA can identify all of the pages that link to this page ([learn more](#))

▶ [Links out: 62](#)


Link path from a starting URL:

 To help in site maintenance, Watchfire WebXM and WebQA can identify the URL path that links to this page ([learn more](#))

Now that you've tried **WebXACT** on a page, find out how Watchfire can help your entire site!

To learn more, choose a product:



Items marked with a Watchfire flame  indicate additional information that can be collected by Watchfire WebXM or WebQA.

[Privacy Statement](#) | [WebXACT Help](#) | [Watchfire Home](#) | [Add WebXACT To Your Site](#)

© 2003-2004 Watchfire Corporation